



Belastingdienst

2016 Manual

# Filing CbC-reports ("Country-by-Country Reporting")

Part 2a - EBV dialogue model 'Digipoort (WUS)'  
Version 2016.2.0



## Table Of Contents

<b>1</b>	<b>Introduction—3</b>
1.1	Reader's guide—3
1.2	Electronic data files (EBV)—3
<b>2</b>	<b>Dialogue model EBV 'Digipoort (WUS)'—4</b>
2.1	The dialogue—5
2.1.1	Delivery—5
2.1.2	Retrieving status information—5
<b>annex 1.</b>	<b>Explanation of abbreviations used—8</b>

# 1 Introduction

## 1.1 Reading guide

The manual for *Filing CbC-reports* ("Country-by-Country Reporting") consists of two separate parts, in line with the areas of expertise within MNE groups:

1. General: tax law related topics and the filing process;
2. Electronic Messaging (EM): filing through EM
  - a. dialogue model;
  - b. specification data file;
  - c. overview data structure.

You are now reading part 2a.

Based upon the above, the manual is divided into three separate documents. As a result of this approach, the relevant information per area of expertise is identified and can be further shared with the responsible employees.

## 1.2 Elektronisch berichtenverkeer (Electronic data files) (EBV)

The EBV channel (electronic data files) is set up to facilitate the regular submittal of data to the Dutch Tax and Customs Administration.

Logius, a division of the Ministry of the Interior and Kingdom Relations, accommodates the data exchange between you and the Tax Authorities.

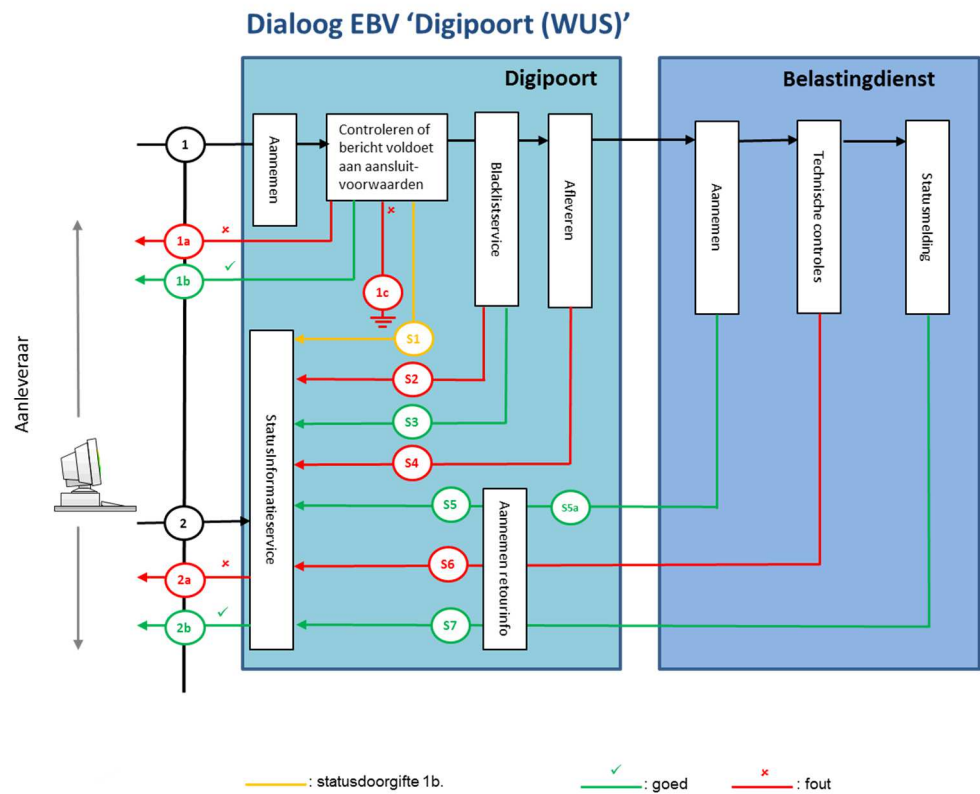
In order for data files to be exchanged, Logius offers the Digipoort facility with the WUS 2.0 interface. More information can be found on the website [www.logius.nl](http://www.logius.nl).

When developing software for the data transfer, you can consult our dedicated community for software developers for additional support.

More information can be found on [www.oswo.nl](http://www.oswo.nl).

## 2 Dialogue model EBV 'Digipoort (WUS)'

This document sets out the dialogue (data file exchange) with the Dutch Tax and Customs Administration via Digipoort. This consists of two system-to-system interactions: the submittal of the data file and the (one-off or multiple) collection of the corresponding status information. For an overview of the statuses that apply to this chain, you are referred to the interface documentation published by Logius.



## 2.1 The dialogue

### 2.1.1 *Delivery*

The process begins when a sender uploads a data file, packaged in a SOAP envelope, to the Logius Digipoort via the WUS interface.

- ① Delivery (software) of data file by sender.

On the receipt of the data file Digipoort carries out a number of checks, of which the most important are:

- does the data file comply with the interface specifications;
- are there any problems with the security;
- validity of the PKI-overheid (Public Key Infrastructure for the Government) services certificate.

Any error revealed during these checks results in response 1a being sent, together with a statement of the error that has been found:

- ①a SOAP error from Digipoort: Digipoort found errors during the delivery check and the data file cannot be processed. Correct the problem and resend.

When the data file has been received successfully by Digipoort then Digipoort sends a transport confirmation (1b) stating that Digipoort has received the data file.

- ①b SOAP-response from Digipoort: transport confirmation. The data file has been received successfully by Digipoort. The dialogue is not complete at the time the sender receives the transport confirmation. The data file may still be rejected. The sender is not expected to take any further action for the time being.

The delivery of a data file is followed by the return of a SOAP error or a SOAP response (1a or 1b). This takes place during the WUS session. There is one possible exception to this rule:

- ①c No response. A no response results when the data file poses a (potential) security risk (referred to as a technical refusal).

Digipoort processes the data file and sends it to the Tax and Customs Administration. Statuses are assigned during this processing. The sender or the software of the sender must check that the data file has reached the end status. The dialogue is completed only once the end status has been attained. This will usually be in the form of a confirmation of receipt (S8). The sender can make use of the StatusInformatieservice (status information service) for this purpose.

### 2.1.2 *Retrieving status information*


A data file is assigned a number of statuses during its processing. All statuses can be retrieved via the StatusInformatieservice.

- ② The sender or the software of the sender sends a request for status information.

The request to the StatusInformatieservice can result in an 'error' when the status request does not comply with the interface specifications.






- ②a SOAP error from Digipoort: an error message because the status request does not comply with the interface specifications. Correct the problem and send the request for status information again.

When the inquirer requesting the status is authorised to view the information, the StatusInformatieservice retrieves the status information and returns it to the sender (2b).

-  SOAP response from Digipoort: Status information about the data file for which the status has been requested.

#### 2.1.2.1 Summary of the status reports in SOAP response 2b

The SOAP response, 2b, from the StatusInformatieservice contains a status code and description of the status and, where relevant, an error code and description of the error.

-  Status report from Digipoort: A delivered data file passes through a number of statuses, including the transmission confirmation (1b) sent status. The statuses are made available via the StatusInformatieService.
-  Status report from Digipoort: if the blacklist check shows that the type of data file may not be sent in, Digipoort gives an error status.
-  Status report from Digipoort: if the blacklist check shows that the type of data file can be sent in, Digipoort gives a good status. The dialogue is not complete. The sender is not expected to take any further action for the time being.
-  Status report from Digipoort: when Digipoort is unable to deliver the data file to the Tax and Customs Administration then an S4 data file is generated, together with an error code and a description of the error. The meaning of this status is: the data file will not be processed further.
-  Status report from Digipoort: delivery to receiving party succeeded. The Tax and Customs Administration confirms the receipt with a data file (arrow S5a; this is not visible to the sender). Digipoort 'translates' this into S5. The data file has been delivered to the Tax and Customs Administration and contains the timestamp at the time it was received by Digipoort (the Tax and Customs Administration copies this timestamp). The dialogue is not complete. The sender is not expected to take any further action for the time being.
-  Status report from the Tax and Customs Administration: validation of receiving party not succeeded. When the technical validation reveals errors in a data file then the Tax and Customs Administration sends an error message. Correct the problem and resend.
-  Status report from the Tax and Customs Administration: validation of receiving party succeeded. When the data file is technically correct and can be processed then the Tax and Customs Administration sends a confirmation of receipt. The meaning of this status is: The Tax and Customs Administration has received your data file successfully.

### *About S6 and S7*

Digipoort status reports have a fixed structure. With S6 and S7, the Tax and Customs Administration's reaction is included in a CDATA section<sup>1</sup> of the status report. The structure of this response is detailed in part 2c of this manual. Status reports S6 and S7 are made available in Digipoort within two working days of the delivery of the original data file.

<sup>1</sup> Status reports are XML data files. The XML structure defined by Digipoort contains CDATA sections in which return information from government agencies can be incorporated on a one-to-one basis.

## bijlage 1. Explanation of abbreviations used

Concept	Meaning
EBV	Elektronisch Berichtenverkeer (electronic data files), via Digipoort
WUS	One of the standards for data files between the business community and government. It is an acronym for WSDL, UDDI and SOAP. WSDL = Web Service Definition Language; an XML language for describing interfaces between webservices. UDDI = Universal Description, Discovery and Integration; a register based on XML that businesses can use to present their webservices. SOAP = Simple Object Access Protocol; a protocol for the specification of a data file structure. The data file consists of an envelope containing a header and body.
XML	Extensible Markup Language; a standard of the W3 consortium relating to the tags used to specify the structure, appearance and significance of an item of data.